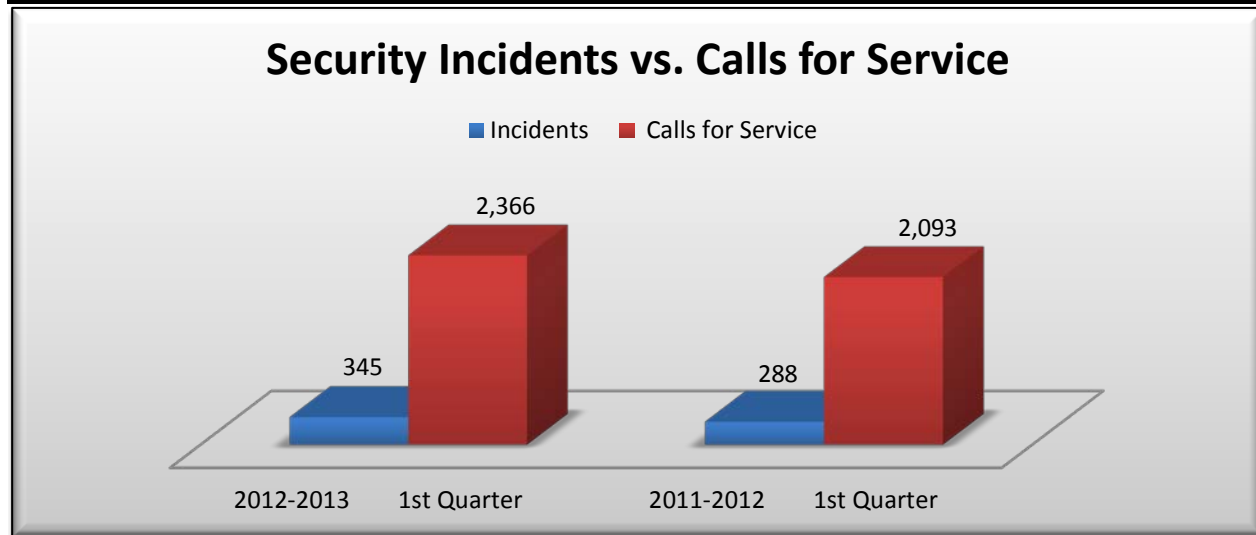


OVERVIEW - May 1, 2012 to July 31, 2012

OVERVIEW	2012-2013 1st Quarter	2011-2012 1st Quarter	% change
Incidents	345	288	20
Calls for Service	2,366	2,093	13

The number of Incidents reported in the first quarter of 2012-2013 increased by 20 percent to 345 incidents, compared to 288 incidents during the first quarter of 2011-2012.

The number of Calls for Service reported in the first quarter of 2012-2013 increased by 13 percent to 2,366 calls for service, compared to 2,093 calls for service in the 1st quarter of 2011-2012.



Top Five Reported Incidents

CATEGORY	2012-2013 1st Quarter	2011-2012 1st Quarter	% change
Theft, Under \$5000 (Private Property)	55	39	41
Emergency Medical	49	43	14
Fire Alarms	44	61	-28
Mischief, Under \$5000 (University Property)	34	11	209
Information	21	15	40
Total	203	169	20

The top five incident categories reported in the first quarter of 2012-2013 ranked as per the following: Theft Under \$5000 (Private Property), Emergency Medical, Fire Alarms, Mischief Under \$5000 (University Property) and Information. These top 5 incident report categories accounted for 59 percent (203) of all incidents (345) reported during this period.

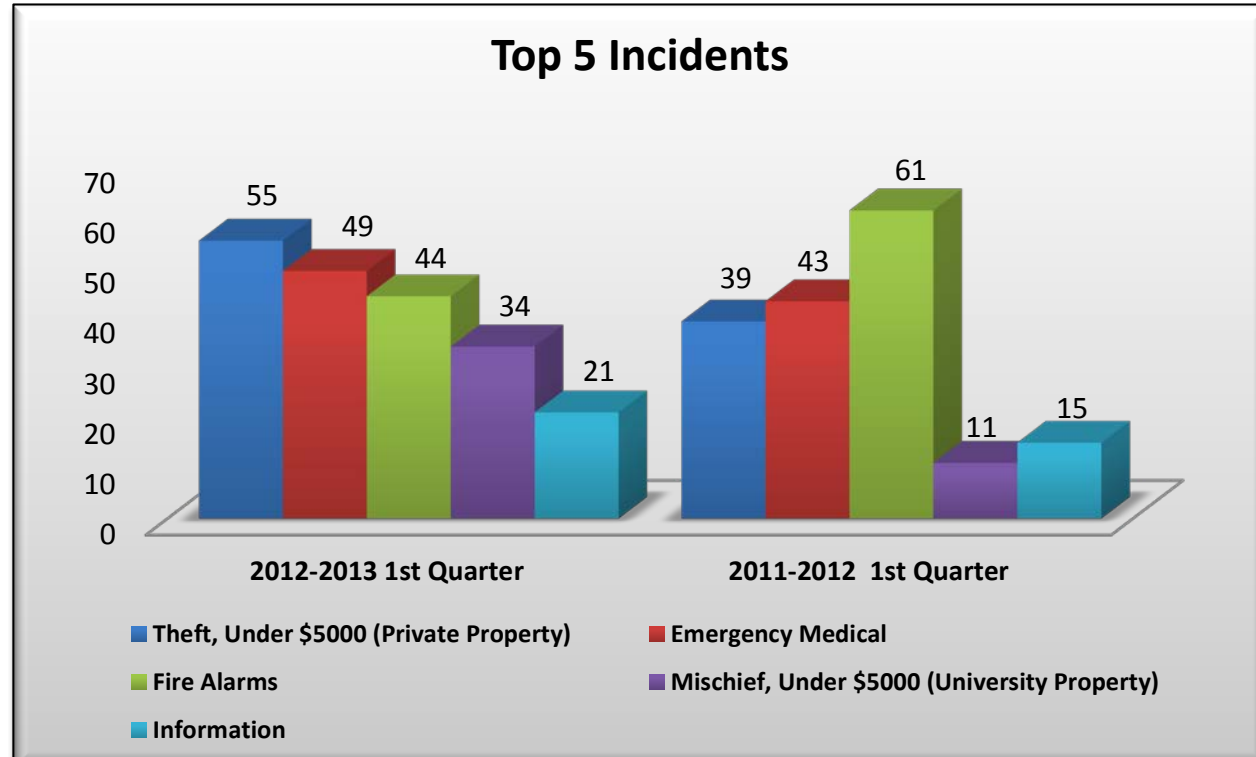
The number of Theft Under \$5000 (Private Property) incidents reported in the first quarter of 2012-2013 increased by 41 percent to 55 incidents, compared to 39 incidents reported in the first quarter of 2011-2012.

The number of Medical Emergency incidents reported in the first quarter of 2012-2013 increased by 14 percent to 49 incidents, compared to 43 incidents reported in the first quarter of 2011-2012.

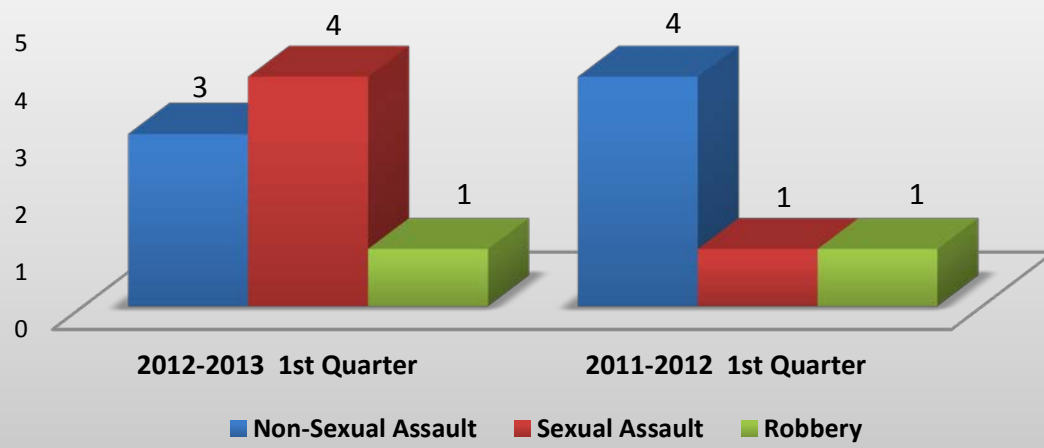
The number of Fire Alarm incidents reported in the first quarter of 2012-2013 decreased by 28 percent to 44 incidents, compared to 61 incidents reported in the first quarter of 2011-2012.

The number of Mischief Under \$5000 (University Property) incidents reported in the first quarter of 2012-2013 increased by 209 percent to 34 incidents, compared to 11 incidents reported in the first quarter of 2011-2012.

The number of Information incidents reported in the first quarter of 2012-2013 increased by 40 percent to 21 incidents, compared to 15 incidents reported in the first quarter of 2011-2012.



Selected Violent Crimes

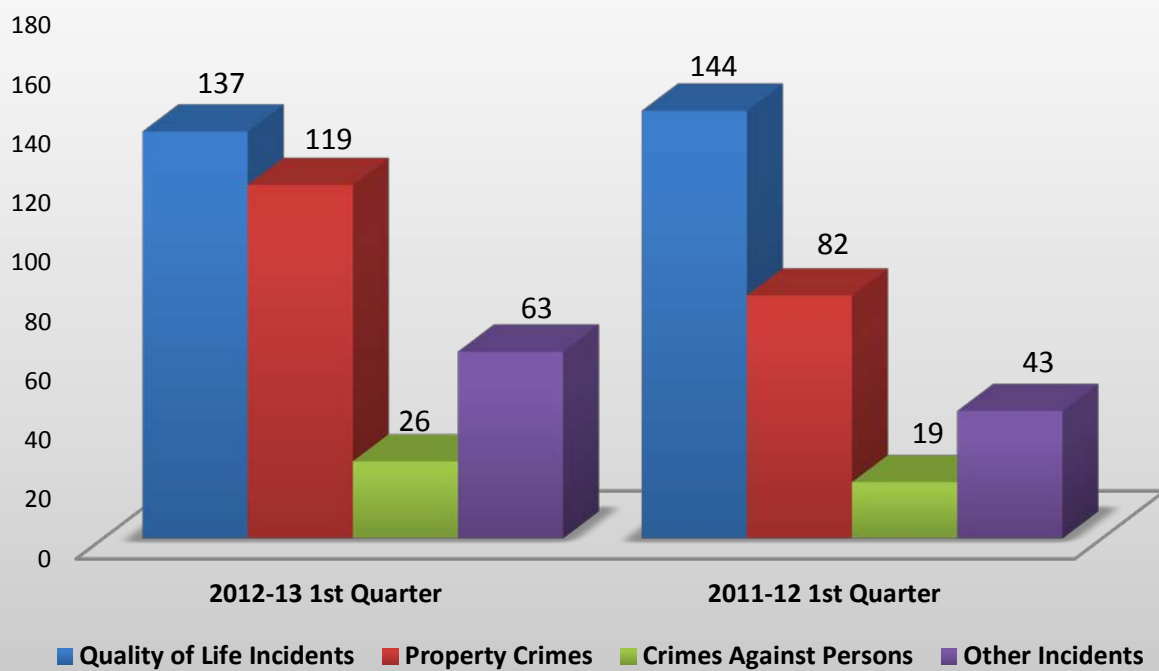


The number of Non-Sexual Assault incidents reported in the first quarter of 2012-2013 decreased by 25 percent to 3 incidents, compared to 4 incidents reported during the first quarter of 2011-2012.

The number of Sexual Assault incidents reported in the first quarter of 2012-2013 increased by 300 percent to 4 incidents, compared to 1 incident reported in the first quarter of 2011-2012.

The number of Robbery incidents reported in the first quarter of 2012-2013 was 1. This is the same number reported during the first quarter of 2011-2012, there was no percentage change.

Incident Classifications



The number of Quality of Life Incidents reported in the first quarter of 2012-2013 decreased by 5 percent to 137 incidents, compared to 144 incidents reported in the first quarter in 2011-2012.

The number of Property Crime incidents reported in the first quarter of 2012-2013 increased by 45 percent to 119 incidents, compared to 82 incidents reported in the first quarter of 2011-2012.

The number of Crimes Against Persons incidents reported in the first quarter of 2012-2013 increased by 37 percent to 26 incidents, compared to 19 incidents during the first quarter of 2011-2012.

Other incidents increased by 47 percent .

Classification Definitions:

Incidents Affecting Quality of Life Quality of Life incidents involve unlawful acts that are generally victimless in nature and do not pose a direct threat to an individual but have an impact as to the perception of safety, fear of crime and may cause disruptions to University business. They include bomb threats, disorderly behaviour, cause disturbance, smoking complaints, damage, emergency medicals, fire alarms, suspicious vehicles and person, trespassing, demonstrations, and hate incidents.

Property Crimes Property Crimes involve unlawful acts with respect to property but do not involve the use or threat of violence against a person. They included all break and enter, theft, arson, fraud and mischief categories.

Crimes Against Persons Crimes Against Persons incidents involve the application and/or threat of force to a person and include all sexual assaults, non-sexual assaults, harassment, homicide, abduction, indecent acts, intimidation, robbery, and uttering threats.

Other Incidents Other Incidents include information and unfounded occurrences, hazardous substances, mental health act, and motor vehicle collisions, among others.